

SLX Remote Control for Sky™ Receivers

USER GUIDE

RC027B, RC027/S & 27524/S

Set up instructions pages 2-4
Codes for televisions pages 5-8

Introduction

The RC027 remote has been designed as a direct replacement for existing digital satellite receiver remote controls (eg Sky™, Sky+™ and Sky+HD™)*. All functions are the same and the layout mirrors that of original remotes to make life as easy as possible for the user. The RC027 is fully preprogrammed to operate all digital satellite receivers. The RC027 will also operate the basic functions of many popular TVs, after the correct code has been entered, see "How to set up your RC027" (page 3).

Installing Batteries

Your RC027 requires 2 fresh AAA-size (LR03) batteries (alkaline batteries recommended) :-

1. Remove the battery cover on the back of your RC027.
2. Insert the batteries ensuring that the polarity corresponds with the markings in the battery compartment.
3. Push the battery cover back in place.









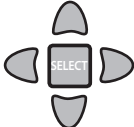













Please Note


The TV code set-up procedure will cancel itself if no keys are pressed for more than 10 seconds (in order to protect your code against accidental re-programming, and to conserve battery power). Therefore we advise you to read the following instructions and to familiarise yourself with the procedures, before attempting to program your RC027 to operate TV functions.



Customer careline: 08457 573 479 (Local Rate - UK Only)
Technical Support: www.philex.com/support

Function keys

-  **TV** Sets your RC027 to control your TV
-  **DIG+** Sets the RC027 to control your SKY™ Plus receiver
-  **DIG** Sets the RC027 to control your SKY™ receiver
-  Turns your SKY™ receiver (or TV) on and off
-  **+**
- VOL** Changes the TV volume
-  **-**
-  **+** **CH** Changes the channel
-  **-**
-  Arrow buttons move the highlight around menu screens to highlight the option you want
SELECT Chooses the option you have highlighted or confirms your choice
-  **BACK UP** Shows the previous screen
-  Shows information about the program highlighted
-  Controls recording/playback on SKY™+ box includes: Pause, Fast Forward, Play, Rewind and Stop
-  **REC** Records to hard drive on SKY™+ box
-  **mute** Turns the TV sound off/on
-  **help** For help on using the Sky Guide
-  **text** Switches to text mode
-  **Box Office** Shows the Box Office screen
-  **TV Guide** Shows the TV Guide screen
-  **Services** Shows the customer Services screen
-  **Inter active** Shows the interactive Services screen
-  4x colour buttons used to select the corresponding colour option on-screen
-  **2 abc** For selecting channel numbers or on-screen options



1. Red status indicator LED
2. Power on/off
3. Battery compartment
4. Number keypad
5. SKY™+ recording/playback keys
6. Screen navigation keys
7. Device Indicator keys

How to set up your RC027

The RC027 has 3 Device Modes (TV, DIG & DIG+) The TV section of your RC027 can be set-up either by entering the appropriate codes from the list of codes supplied or by using the **TV Setup by Library Search** facility. Instructions for these two methods follow.

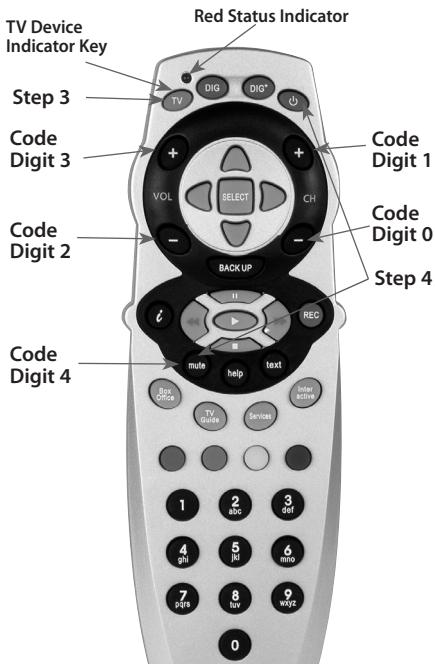
PLEASE NOTE: When you input codes in the list use the CH-, CH+, V-, V+, and 'mute' keys. See the conversion table below.

RC027 Conversion Table

CH-	CH+	V-	V+	mute
0	1	2	3	4

TV Set up by manually entering code

1. Turn on your TV
2. Look up the brand name of your TV in the DEVICE CODE List (See pages 6-8). There should be one or more codes listed for your brand. If there is more than one code listed for your brand, start with the first code listed and follow the instructions below:
3. Press the TV key.
4. Hold down both \odot POWER and \boxtimes MUTE keys on your RC027 simultaneously until the STATUS INDICATOR LED lights up and stays red (about 4 seconds).



5. Use the keys shown in the RC027 Conversion Table to enter the 4 digit Device Code. The STATUS INDICATOR LED should flash once if the Device Code is entered correctly.. If you have entered an incorrect code the STATUS INDICATOR LED will switch off without flashing and the RC027 will exit the setup sequence.

6. Try the keys on your RC027 that correspond to similar keys on your original remote control, especially those you use most. (Note that the RC027 will exit the set-up sequence if you do not press any keys on the RC027 for more than 10 seconds). If your TV works on all or most of the keys on your RC027, you have entered a suitable Device Code and it will have been stored automatically. (Note: Your RC027 will only operate functions controlled by your original remote nor are the supplied codes guaranteed to operate all these functions)

TV set up by library search

1. Turn on your TV
 2. Press the TV key, the STATUS INDICATOR LED flashes once.
 3. Hold down both POWER and MUTE keys on your RC027 simultaneously until the STATUS INDICATOR LED lights up and stays red (about 4 seconds)
 4. Release the POWER and MUTE keys the STATUS INDICATOR LED should still be lit. If not repeat step 3.
 5. Press CH+ key down for 2 seconds, the STATUS INDICATOR LED will start to flash as the RC027 sends library codes one by one automatically until the TV changes to the next TV channel. When you see the channel change, press the TV key once to stop the Library Search. Now try the keys on your RC027 that correspond to similar keys on your original remote, especially those you use most.
- NOTE: If you accidentally skipped a code that changed the channel on your TV, you can go one code back by pressing the \boxtimes Mute key.
6. Once you are happy with the code found, press and hold down the TV key for 4 seconds until the STATUS INDICATOR LED switches off and the code is stored.
 7. If no keys are pressed within 10 seconds, the STATUS INDICATOR LED will switch off and the RC027 will exit the search sequence automatically.



Operating the RC027

Once you have set up your RC027, it should operate similarly to your original remote control and perform most or all of the main functions. To operate, just aim it at your equipment, press the appropriate DEVICE INDICATOR key and press the required function key. The DEVICE INDICATOR flashes during signal transmission to confirm that a function key is in operation.

Please Note: The RC027 can only duplicate functions that are on your original remote control. Any extra keys on the RC027 which are not on the original will not function.

Recording device codes

It is recommended that you record your device code in case it is lost from storage when the batteries run out or are changed.

TV DEVICE CODE

Maintenance

LOW BATTERY LEVEL

If the indicator flashes twice slowly after pressing a key function, the battery level is low and you will need to fit new batteries. If the batteries are removed, your RC027 will retain its memory for approximately 10 minutes only.

- Do not use old and new batteries together as old batteries tend to leak.
- We do not recommend the use of rechargeable batteries.
- Please follow manufacturer's instructions when disposing of used batteries
- Do not expose the RC027 to dust, strong sunlight, humidity, high temperature or mechanical shock.
- Do not use corrosive or abrasive cleansers on your RC027.
- Keep the unit dust free by wiping it with a soft, dry cloth.
- Do not disassemble your RC027, it contains no user serviceable parts.

Frequently asked questions

- Q. I am unable to program or operate my RC027, but the indicator lights on my RC027 operate correctly.
- A. Check your A/V device. If the device's mains switch is turned off, your RC027 can not operate your device.
- A. Check if the batteries are low and replace the batteries.
- A. If several TV Codes are listed under the brand name of your A/V device, try each code one by one until most or all of the keys work correctly.
- Q. The STATUS INDICATOR light does not stay ON when entering set up mode.
- A. Make sure both the POWER and MUTE buttons are pressed simultaneously

Q. My A/V equipment responds only to some commands.

- A. You may have selected a code for which only some commands work correctly. Try the other codes listed for your brand.
- A. Try the Library Search if you are still unsuccessful.
- Q. Some of my equipment will not work with any of the codes listed.
- A. Try the Library Search function as some more recent codes may be available on the RC027 but have not been listed yet or have not been listed under all applicable brands.

Disclaimer: Whilst we have tried to supply a comprehensive library of codes we cannot guarantee that your RC027 will be fully compatible with all equipment. Some brands, models or functions may not be available in the code library due to differences in operation to your original remote or where the code has not yet been added to the library. The manufacturer cannot accept any liabilities resulting from incorrect use of this product.

Specifications

Operating system:- Pre-programmed infra-red remote control system.

Compatibility:- Operates most brands of infra-red remote controlled TVs and digital satellite receivers

Power requirement:- 2 x AAA-size alkaline batteries.

Effective range:- 7.65M (25 feet), +/- 25 degrees.

Alkaline battery life:- Normal operation 6 months.

Dimensions:- 199 (L) x 56 (W) x 24 (H) mm.

Weight without batteries:- 105g


Technical support

For further information, please contact:

Customer careline: 08457 573 479

Local Rate - UK Only

Technical support: www.philex.com/support

 Waste electrical and electronic products must not be disposed of with household waste. Please recycle where facilities exist.

Check with your Local Authority or Retailer for recycling advice.



TV CODES									
BRAND	CODE	BRAND	CODE	BRAND	CODE	BRAND	CODE		
ACTION	0144 0223	BAUR	1024 1241	CARREFOUR	1241	DUMONT-FINLUX DYNATECH	0401 0402		
	0321 0330		0023 0024	CDMARCY'S	0424		0424		
	1022 1024		0100 0104	CENTURION	1241		0033		
1241	0113 0114		CENTURY	0401 0402	0113 0223				
0032	0140 1434			1223	0424 1040				
ACURA	0044 0113			1241 1024	CGE		1223 0313		1034
	1241 0313			1034 1042	CIE		0213 1033	EATON	1022
	0401 0402			1101 1103	CIHAN		0414	ECR	0424
ADMIRAL	1014 1041		BEC	0100 0144	CIMLINE		0214 1024	ELBIT	0414 1241
	1034			0321 1241	CIRCUIT CITY		0113 0223	ELCIT	0401 0322
	0223 1241	0100 0113			0424 1034	ELECTRATUNE	0223		
ADVENTURA	1014	BECRESE	0140 1241		1040	ELECTROBAND	1034		
	0020 0022		0142 0144	CITIZEN	1241 0223	ELECTROHOME	0113 0132		
	0023 0100		0212 0223		1022		0144 0223		
ADYSON	0103 0104		1034 0330	CITY	1024		0424 1034		
	0113 0124	BEKO	0404 0424	CLATRONIC	1024 0322		1040		
	0142 0223		0012 2124		0432	ELECTRONICA	1422		
0321 0424	1144 1241		COLORTYME	1022 1241	ELEKTA	1014			
AKAI	0432 0441		1340 2103	COMTEL	0414	ELEKTRONIKA	1241		
	0032 1012		2102 1441	CONCORDE	1024	ELIN	1241 0404		
	1024 1313	BELL&HOWELL	0132 1041	CONDOR	1104 1241		1104		
0424 1040	1241			1024	ELITE	1022 0132			
1241	BENCHMARK-BEUMARK		0223	CONIC	0144 0223		1241 0223		
AKIBA	0432		1022 1024		0424 1241		0424 0432		
	1241 0432		1241	CONTEC	0412 0421	ELMAN	0322		
	0441 1014	BESTAR	1241		0424 1024	ELTA	1024		
AKURA	0214 0032	BLACKSTRIPE	0132 0140	CONTINENTAL	EDISON 0330	EMERSON	0113 0223		
	0313 0432		1202 0424		0334 0341		0402 0424		
	0441 0232		1022	CORONADO	0223		1034 1040		
ALBA	1024 1241	BLAUPUNKT	1434	COSMEL	1024	EON	0424 1022		
	2031 1124	BLUE SKY	0432 1241	CRAIG	1241	ERRES	0420 1241		
	0222	BPL	0433	CROSLEY	0144 1241	ETRON	0131 1024		
ALLORGAN	1241	BRANDT ELECTRON	0330		1034 0424	EURO-FEEL	1014		
	1040		0334 0341		0401 0402	EUROMANN	1241 1014		
	1022		1444	CROWN	0113 0223	EUROPHON	0322 1241		
AMERICAN HIGH	0213 2010	BRINKMANN	0313		0032 1241	FENNER	1024		
	0111		BRIONVEGA	0402		1041 1024	FERGUSON	0241 0303	
	1040		BRIORRYEGA	0401 1241		0322	0320 0342		
AMSTRAD	0111	BROKSONIC	0113 0223	CS ELECTR.	0432		2120 1144		
	1014 1024		0424 1034	CURTIS MATHES	0132 1241		2034 2001		
	0223 1241		1040		0223 0424		1330 1434		
ANGA	1024	BROKWOOD	0113 0223		1022		1444		
	0223 1241		0424 1034	DAEWOO	0223 1120	FIDELITY	0024		
	1014 1024		1040		1024 1033	FINLANDIA	0043		
ANITECH	1024 0322		1014		1042 1241	FINLUX	0003 0033		
	0223 1241	BROTHER	0104 0402		1302 2044		0141 0133		
	0330 0334	BRUNS	0401		0032 0430		0404 1241		
ARISTONA	0420 1114	BSR	0003 0222	DAINICHI	0243 0312		0303 0130		
	1222 1241		BTC	0432	DANSAI	0432		0323 0401	
	1102 1001		BUSH	0003 0100	DAYTRON	0223	FIRST LINE	0222 1241	
ARTHUR MARTIN	1012 1020		0120 0214		0140 0223		1024		
	0404 0401		1241 0230		1024	FISHER	0024 0132		
	0303 0402		0424 0432	DE GRAAF	0041 0113		0140 1223		
ASBERG	1201		0441 0221	DECCA	0323 0413		0423 0424		
	1024	BUSH	1032 0232		0414 0230		0401 0421		
	0432 1014		0433 2031		1241	FLINT	1241		
0441	0032 0430		DESMET	1241	FORMENTI-PHOENIX	0401 1241			
ATLANTIC	1241		1124	DIXI	1024 1241	FORTRESS	0223 0401		
	1024	CAMPLE	0113 0223	DORIC	0403		0421 0424		
	0441		0424 1034	DTS	1024		1041		
1241	1040		DUAL	0024 0333	FRONTECH	0100 0120			
ATORI	1024		0223		0432		0224 1024		
	1201	CAPEHART	0321 0424	DUMONT	0113 0223		1014		
	0330 0432		1241		1040 0303	FUJITSU	0113 0223		
AUDIO TECHNICA	1241 1014	CAPSONIC	1014		1034 0322		0321 0424		
	0330 0432								
	1241 1014								
AUDIOVOX	0024 0401								
	0303								
	1313								
BAIRD	0401								
	0432 0441								
BANG & OLUFSEN									
BASIC LINE									

		DEVICE CODES						
BRAND	CODE	BRAND	CODE	BRAND	CODE	BRAND	CODE	
FUNAI	1040 1034	HIFIVOX	0330 0334	IRRADIO	0432	LINITRON	0223 0421	
	0113 0222	HINARI	0131 0424		1241 1024		0424	
	0223 0424		0432 0441		0432		1041	
	1014 1034		1012 1024		0432 1241		LLOYD'S	0113 0223
	1040 0231		1032 1104		0432 1024		0424 1034	
GALAXIS	1024 0313		1241 1313	IST	0432 1024	1040		
	GBC		0232 0032	ISUKAI	0432 1024			
	GEC	HISAWA	0432	ITS	0432 1024			
GELOSO	0014 0040	HIT	0402	ITT	0044 0100	LOEWE	0401 0402	
	0144 0323	HITACHI	0004 0010		0113 0140		1103 1241	
	0100 1024		0014 0022	ITT-NOKIA	1333 0032		0324 0331	
GENEXXA	0432		0033 0040		1020 1102	LOGIK	0412 0413	
	0432 0441		0041 0043		1113 1121	LUMA	0044 1012	
GOLDHAND	1241		0100 0113		1141 1242		1241	
	1024		0114 0140	ITV	1313	LUXOR	0004 0023	
GOLDSTAR	0003 0120	HITACHI	0144 0200	JACSON	0032 0302		0043 0100	
	0144 0223		2101 0142	JBL	0323		0103 0104	
GOLDSTAR	0101 0032		0144 0200	JCB	1241		0113 0114	
	0321 0330		0201 0202	JET POINT	1034		0142 1313	
	0434 1014		0203 0204	JUMBOTRONIC	1022		0233 0321	
	1022 1024		0210 0211	JVC	1241	LUXOR	1001 1012	
	1104 1241		0212 0223		0424 0441		1141 1113	
	0232 1024	HITACHI	2024 0133		0232 1032	LXI	0132 1041	
	1033 1104		0321 0330		1134 1201		1202 1241	
	1241 2031		0334 0340	KAIDO	0323 1241	M. ELECTRONIC	1024 1241	
	0430 1004		0404 0424	KAISUI	0120		0330 0404	
	0032 1124		0220 1000		0432 1241		1144	
1223 0442	HITACHI	1001 1032	KAPSCH	0441 1024		MACYS	0223 0424	
0432		1034 1200		0014 0030		MAGNADYNE	0024 0402	
GRADIN	1241 0432		1210 1241		0031 0100		0322 0401	
GRAETZ	1024		1310 1332	KARCHER	0113	MAGNAFON	0322	
	0043 0100		1342 1343	KATHREIN	1331 1241	MAGNASONIC	0132 0223	
	0102 0104		1400 0232	KENDO	0442		1024 1041	
	1020 1102		2002 2020		0100 0214		1104 1202	
	1113 1121	HORIZONT	1241		0322 1104		1241	
GRANADA	1242	HORNYPHON	1241	KENWOOD	1241	MAGNAVOX	0144 0424	
	0113 0142	HOSHAI	0432	KLH	0223		1241	
	0321 0403	HUSPI ELEKTRONIK	0313		0113 0223	MANDOR	1014	
	0420 0232	HYPERSON	1024		0321 0424	MANESTH	1014 0214	
	0240 1241	ICE	1241 1014	KLOSS	1034 1040		1241	
GRUNDIG	0113 0332		0432 1241	KOLSTER	1022	MARK	1241	
	0303 0311		1024 1014	KONKA	1241	MATSLI	2144	
	1240 1434	IMA	0113 0223	KORPEL	0432	MATSUI	0230 0024	
	2021 0440		0424 1034	KORTING	1241		0120 0213	
	2143		1040	KRIESLER	0401		0214 0320	
HALIFAX	1014	IMPERIAL	1241 0100		0420 1114		0413 0232	
	0113 0223		1223 0313	KTV	1222		0032 0231	
	0404 0424		0001		0113 0223		1024 0111	
HANSEATIC	1034 1040	INGELEN	1020 1102		0424 1040	MATSUI	1032 1104	
	0024 1024		1113 1121	KUASHO	1034		1241 0443	
	0100 0222		1242	KUBA ELECTR.	0223 1241		0311 1403	
HANTAREX	1241	INGERSOL	1024	LENCO	0024 0113		1411 2014	
	1024	INNO HIT	1331 0321		0104 1024		2021 2022	
	0113 0223		0432 1241	LENOIR	1033 1241		0001	
	0424 1022		1024	LEYCO	1024	MAVA	0223	
	1034 1040	INTERBUY	1014 1024		0222 0321	MCMICHAEL	0144	
HARRAD	0113 0223	INTERFUNK	0014 0030	LG	0104 1241	MEDIATOR	1241	
	0424 1034		0031 0100		0003 0120	MEGATRON	0142	
	1040		0103 0104		0144 0223	MEMOREX	0132 1014	
HARVARD	0113 0223		0110 0113		0444 0434		1024 1040	
	0424 1034		0131 0233		0321 0330	MEMPHIS	0321 1024	
	1040		0401 0402		0101 1014	METZ	1434 0402	
HCM	1024 0432		0420 1101	LG	1022 1024		0401	
	1014		1102 1103		1104 1241	MGA	1040	
HEATHKIT	1034 1241		1113 0330		0302 0032	MIDLAND	0223	
	HEMMERMANN	0024	INTERVISION	1014 0322	LIFETEC	2201	MINERVA	
					1014 1024	MINOKA	1434 0303	
							1241	

BRAND		CODE		DEVICE CODES			
BRAND	CODE	BRAND	CODE	BRAND	CODE	BRAND	CODE
MITSUBISHI	0021 0331	NORDMENDE	0030 0330		0140	QUELLE	0412 0421
	0401 0402		0334 0340	PENNEY	1022 0223		0423
	0403 0244		0401 1144	PERFEKT	1241	QUESTA	0424
	0423 0424		1220 1330	PERFORMANCE	0412 0424	R.LINE	1241
	0442 0242		1332 1444		1034	RADIALVA	0330
	0240 1032		0221	PHILCO	0144 1241	RADIOLA	0420 1114
MITSUBISHI	1040 1101	NOVA	800		0313 1223		1222 1241
	1103 1123	NOVABEAM	1241		0401 0402	RADIOMARELLI	0403 0401
	1224 1241	OCEANIC	0031 0043		0424	RADIOSHACK	0132 0223
	1341 1412		0100 0104	PHILIPS	0144 0430		1041
	1434 2012		0113 0121		0321 0340	RADIOTONE	1014 1024
	2104 2110		0132 0222		0343 0401		1104 1241
MITSUBISHI	2111 2112	ONWA	0432		0414 0420	RADIX	0140
	0332 0232	OPERA	1241		0424 1034	RANK	0003 0100
	1011	OPTANKA	1041		1042 1101		0120 0214
MONITOR	1022	ORBIT	1241	PHILIPS	1104 1114		2031 1032
MOTOROLA	1041 1241	ORION	0024 0443		1222 1241		0424 0432
MRELLI	0401		0113 0213		1331 0304		0441 1241
MTC	0113 0223		0214 0222		2023 0302	RCA	1022
	1022		0223 0412	PHOENIX	0401 1241	REALISTIC	0132
	0322		0413 0424	PHONOLA	0401 0420	REDIFFUSION	0403
MULTISTANDARD	0100 0113		1010 1024		1114 1222	REDIFUSION	0403
MULTITECH	0120 0223	ORION	1034 1040		1241	REVOX	1241
	0322 0424		1241 1301	PILOT	1022	REX	0100 1444
	1223 1040		0032 0111	PIONEER	0112 0330		0333
	1024 1034		0231		0340 1332	RFT	0402 0401
MURPHY	2031 0403	OSAKI	0321 0432		1241	RICE	CLUB 1022
NAD	0424 1202	OSUME	0321 0421	PLANTRON	1014 1241	RMB	0223
NAONIS	0044	OTHERS	2202	POPPY	1024	ROADSTAR	0432 1014
NATIONAL	1110 1241	OTTO VERSAND	0003 0024	PORTLAND	0223 1034		1024 0032
NEC	0424 1022		1144 0100	PRANDONI-PRINCE	0044 0100	RUNCO	1022
NECKERMANN	0100 0113		0104 0113	PRIMA	0132 1241	SABA	0014 0100
	0114 1241		0114 0120		0223 0424		0113 0131
	1223 0401		0140 0214		1022 1024		0330 0334
	0402 1104		0222 1434	PRINZ	0321		0340 0341
	1012 1034	OTTO VERSAND	1104 1241	PROELCO	1241		0401 1444
	1042 1101		0330 0424	PROFEX	0120 1024		1012 1144
NECKERMANN	1103		1221 1024	PROFILO	1124	SABA	1220 1332
NEI	0432 1241		1034 1041	PROFITRONIC	1104 1241	SAISHO	0213 0214
NEW	WORLD 0432		1042 1101	PROLINE	1124		0413 0111
NEWTECH	1024 1241		1103	PROSCAN	1022		0032 1241
NIKKAI	1241 0223	OVP	1241	PROTEC	0100 0322	SAKIO	1014
	0321 0432	P.T.ACTRON	0414		1241 1014	SALORA	0004 1313
	1014 0441	PACIFIC	1421 1422		1024		0023 0042
NIKKO	1104		1423 2031	PROTON	0223 1024		0043 0100
NISSAN	1022	PALLADIUM	0100 1241	PROVISION	1104		0103 0104
NOBLIKO	0303		0401 1101	PULSER	0144 0223		0113 0114
NOGAMATIC	0330 0334	PANAMA	1024 1014		0321 0330		0132 1102
NOKIA	0004 0014	PANASONIC	0030 0100		1022 1024	SALORA	1141 0321
	0022 0023		0122 0300		1241		1001 1012
	0030 0031		0431 1021	PYE	0420 1114		1020
	0042 0043		1043 1100		1222 2030	SAMBERS	0322
	0044 0100		1110 1221	PYMI	1024	SAMPO	0223
	0102 0103		1241 1243	QUELLE	0003 0024	SAMSUNG	0224 0411
NOKIA	0104 0110	PANASONIC	2130 2131		0100 0104		1122 0321
	0113 0121		2132 2133		0110 0120		1030 1014
	0123 0124		2134 0332		0140 0213		1022 1104
	0131 0132		2141 1003		0214 0222		1223 1240
	0140 0233		1044		0223 0424		1241 1311
	0420 1014	PATHE	MARCONI	QUELLE	1434 1042	SAMSUNG	1331 0032
NOKIA	1020 1022		0330 0334		1241 1221		0310
	2114 1102	PAUSA	1024		0303 1034	SAMSUNG	2200
	2041 1322	PCE/PEC	0132 0140		1024 1104	SAMSUX	0223
	1113 1242		1202 0223		1103 0330	SANSUI	0412 1022
	1121 1334		0424 1022		1102 1101		1241

BRAND		CODE		DEVICE CODES				BRAND		CODE	
BRAND	CODE	BRAND	CODE	BRAND	CODE	BRAND	CODE	BRAND	CODE		
SANYO	0132 0423	SNYDER	1241			TENSON	1024 1104	WALTHAM	0004 0100		
	0134 0140	SOLAVOX	0131			TESLA	1024		0344		
	0234 0141	SONITRON	0140			THOMAS	1241	WARDS	1201 1241		
	0133 0321	SONOKO	1241 1014				0144 0223	WATSON	1434 0432		
	0323 0412		1024				0321 0330		1024 1241		
	0421 0232	SONOLOR	0031				1022 1024	WATT RADIO	0024 0322		
SANYO	0424 1242	SONTEC	1241				1034 1241	WEGA	0401 0424		
	1313 1032	SONY	0422 0412			THOMSON	0011 0400	WELTBlick	1241		
	1223		0423 0424				0113 0330	WHITE WESTINGHOUSE	0132		
SASO	0330		0032 0301				0334 0340	WORLDTECH	1033		
SBR	0420 1241		1034 0234				0341 0344	YOKO	0120 1241		
SCHAUB	LORENZ 0043		0232 2040				1144 1220		0432 1033		
	0100 1020	SOUND&VISION	0322 0432				1332 1404		1014 1024		
	1102 1113	SOUNDESIGN	0113 0223			THOMSON	1413 1444		0140 1241		
	1121 \$1242		0424 1022				0243 0332	YORK			
SCHNEIDER	0024 0131		1034 1040			THORN	0040 0103	YORX	0432		
	1114 1104	SPECTRA	1033				0104 0110	ZANUSSI	0044		
	1031 0333	SPECTRICIAN	0223 1241				0131 0134	ZENITH	1034 1241		
	0420 0432	SR2000	0132 1202				0140 1241				
	1241 1014	STANDARD	1024 0432				0144 0204				
	1104 1322	STERN	0100				0240 0141				
SCHNEIDER	1222	SUNKAI	0214 0222			THORN	1144 0323				
SCOTT	0113 0223		0432				0330 0342				
	0424 1034	SUNSTAR	1024				0412 0423				
	1040	SUNWOOD	1241				0424 1103				
SEARS	0132 1202	SUPERME	1034				1023 1034				
SEG	0223 0322	SUPERTECH	0024 1024			THORN-FERGUSON	0241 0303				
	0424 0432	SUTRON	1024			TMK	1022				
	1024 1014	SYLVANIA	0421 1241			TOKAI	0321 1241				
SEI-SINUDYNE	0024 0044	SYMPHONIC	0113 0223			TOKYO	1022				
	0100 0213		0424 1034			TOSHIBA	0132 0140				
	0214 0222		1040				2122 1112				
	0322 0401	TADISTAR	1104				0320 0424				
	0402 1034	TANDY	0321 0432				1002 1022				
	1101 1241		1041 0441				1023 0232				
SELECO	0044 0232	TASHIKO	0120 0144				1202 2123				
	0333 0423		0424 1032			TOSHIBA	2121 2203				
	1444	TATUNG	0143 0212				2204				
SEMUA	0223		0321 0412			TOSONIC	1022				
SENCORA	1024		0414 0230			TOTEVISION	0223				
SENTURA	0131 0432		2113 2100			TOWADA	0100 0322				
SHARP	0223 0421		1241 2003			TRILUX	1241				
	0423 0424	TEC	2043			TRISTAR	0432				
	1032 1041	TECHLINE	1033 1024			TRIUMPH	0213				
	0232 1324	TECHNICS	0322			UHER	0303 1241				
	0002 2011	TECHNIMAGEN	1110 1241				0322				
	1111 0234	TECHWOOD	1421			ULTRAVOX	0321 0322				
SHINTOM	1034 1104		1022 1034				0401 0402				
SHORAI	0222	TECNSON	1104				1012				
SIAREM	0322 0401	TEKNIKA	0223 1022			UNIMOR	1241				
	0402		1040			UNIVERSUM	0033 1014				
SIEMENS	0041 0223	TEKNON	1022 1024				1434 1241				
	1434 0421	TELEAVIA	0330 0334				0404				
	1241		0344			UNIVOX	0402				
SIERA	0420 1114	TELECO	1104			VECTOR/VICTOR	1201				
	1222	TELEFUNKEN	0330 1040			VESTEL	1241 1423				
	1241		1144 1332				2031 0410				
SIERRA	1022		1444				0434				
SIGMAX	1034	TELETECH	1024			VEXA	1024 1241				
SIGNATURE	0424 0432	TELETON	0100 0113			VIDEOLOGIQUE	0432				
SILVER	0322 0401	TELIVA	0330			VIDEOTON	0004 0340				
SINGER	0402	TENSAI	0110 1241				0344 1241				
	1104		0222 0231			VISION	1241				
SINOTEC	0100		0404 0432			VOXSON	0044 1241				
SKANTIC	2142		0032 0141				0401 0402				
SKY											